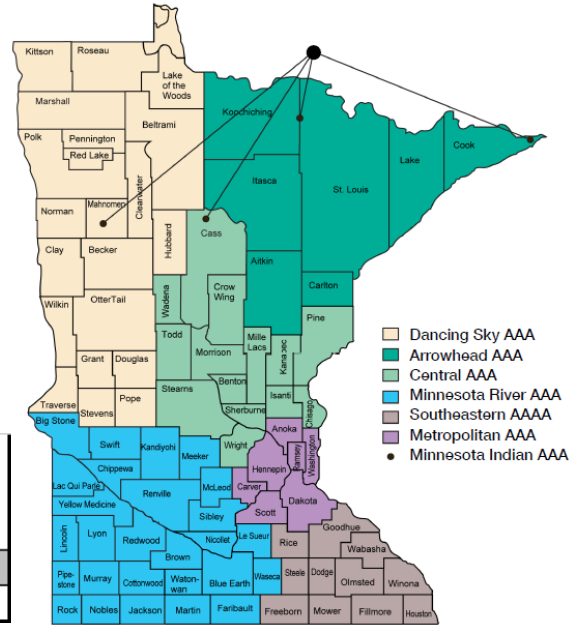




Support Aging in Rural Minnesota

Rural communities are facing closed hospitals or unreachable health care services, a deepened digital divide, lost jobs at industries economically anchoring rural communities, and greater food insecurity for older adults. The need for a conversation around rural service funding seems more important than ever.

Minnesota Area Agencies on Aging



	60+ Population	60+ with Disability	60+ Low Income	60+ Minority	60+ Rural	60+ Population Density	60+ Living Alone
MBA Proposed	30	10	20	15	15	5	5
Rural Ask	20	5	20	15	25	5	10

Public Comment on IFF

PSA	Current 2023 allocations		Proposed IFF by MBA			IFF Request to Support Rural Seniors		
	Total OAA Title III (all titles)	%	Total OAA Title III (all titles)	%	+/- to current	Total OAA Title III (all titles)	%	+/- to current
DSAAA	2,303,625	11.0840%	2,143,840	10.3152%	-159,785	2,349,471	11.3046%	45,846
AAAA	1,831,139	8.8106%	1,803,098	8.6757%	-28,041	1,922,685	9.2511%	91,546
CMCOA	2,845,058	13.6891%	2,956,572	14.2257%	111,514	3,178,060	15.2914%	333,002
MNRAAA	2,709,193	13.0354%	2,305,701	11.0940%	-403,492	2,488,241	11.9723%	-220,952
SEMAAA	2,137,342	10.2839%	1,852,500	8.9134%	-284,842	1,892,861	9.1076%	-244,481
MAAA	8,450,005	40.6576%	9,144,575	43.9996%	694,570	8,353,313	40.1924%	-96,692
MIAAA	506,952	2.4392%	576,986	2.7762%	70,034	598,684	2.8806%	91,732
TOTAL	20,783,314		20,783,272			20,783,315		

Please help educate your communities to provide input during the public comment period.

It would support our aging community members throughout Greater MN if the MN Board on Aging would consider the following changes to the MBA Proposed IFF.

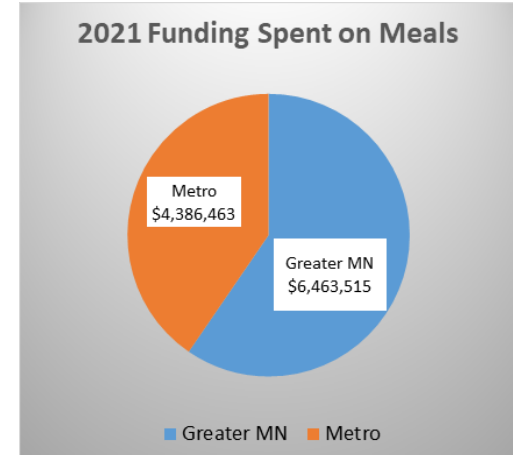
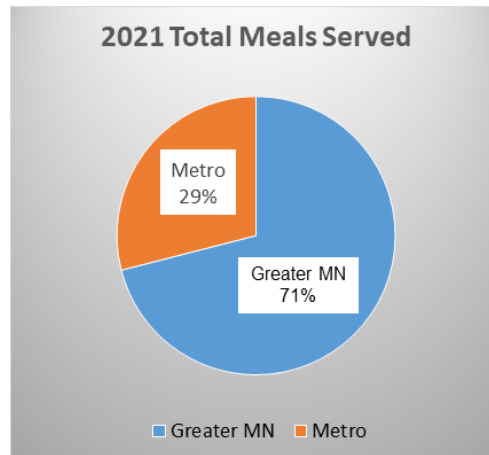
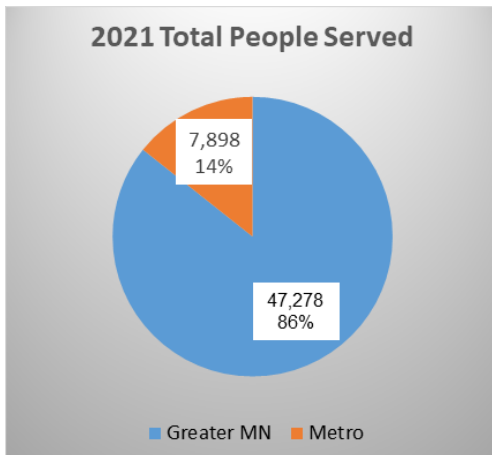
Decrease the 60+ population factor to a 20% weight, Decrease 60+ factor with Disability to 5% weight, Increase 60+ Rural factor to 25%, Increase Living Alone factor to 10%, Keep 60+ Low Income at 20%, Keep 60+ Minority at 15%, and Keep 60+ Population Density at 5%. The formula factors and weights are re-evaluated every 10 years and data updates are completed a minimum of every 5 years.

Public comment will be open April 3rd via the State Register and on the MBA website: <https://mn.gov/board-on-aging/state-plan-on-aging/index.jsp> , email: mba.dhs@state.mn.us

or

Minnesota Board on Aging
P.O. Box 64976
St. Paul, MN 55164

Because of disproportionate Title III funding, rural older adults do not receive equitable servings of meals. Other funding opportunities are limited in rural Minnesota.



Statewide in 2021, there were 56,819 older adults served through Title III congregate dining and home delivered meals. While 20% of all meal participants served were from the CMCOA Planning and Service Area, we only received 14% of the statewide nutrition funding allocated through the IFF.

Challenges to Providing Services in Rural Environment

Limited Infrastructure

- Few transportation options and poorly maintained roads
- Older housing in need of repairs, limited affordable senior housing
- Limited technology in some areas, including broadband

Dispersed Population

- Distance between sparse populations and disincentives for providers to serve rural area
- Distance hampers older adults' access to services in the community.

Demographic and Economic Trends

- Working-age adults leaving rural areas
- Smaller workforce pool for providers.
- Fewer family members and volunteers to help older adults
- Growing aging population eligible for services, including some high-need older adults

SOURCE: GAO.GOV

Access to Foundation Funding

- Congressional Districts 2,3,4,5,6 serve all or parts of the Metro region and contain 740 Foundations:
- \$1,868,000,000 Foundation dollars awarded in 2021
- Congressional District 8 and 7 contains 120 Foundations \$177,000,000 (Rural has 4.5% of the options that Metro area has for alternate funding.)
- 2% of all foundation dollars in MN are directed specifically toward aging services

Rural Equity

Rural Equity means that all people living in rural areas are able to live their healthiest life possible.



Helpful Links to learn more about the IFF

Video: What is the IFF

<https://www.youtube.com/watch?app=desktop&v=1C6ldz2zHWE>

Video: What Does the IFF Mean our Greater MN Communities:

<https://www.youtube.com/watch?app=desktop&v=49qwBkK2GeU>

Aging in Minnesota Fact Sheet 2022:

<https://static1.squarespace.com/static/63fce52c2c38300cb81dfbc/t/63fe69a8fb73e3000ba34439/1677617579898/Aging+in+MN+Fact+Sheet+-+Ann+Bussey.pdf>

Download the Support Letter to contact the Minnesota Board on Aging and support Greater Minnesota:

[Click here for link.](#)